

A family car rally adventure exploring the Swan Valley



Swan Valley and Eastern Region Visitor Centre

cnr Meadow Street and Swan Street Guildford

9379 9400

www.swanvalley.com.au

Open 7 days 9.00am–4.00pm
Closed Christmas Day



Hello, my name's Stirling!

I'm a Black Swan. I was named after Captain James Stirling the first ever Governor of WA. I'm here to help you explore the Swan Valley just like Captain Stirling did in 1827. Except today we'll be exploring by car rather than boat. It's a bit quicker that way and we get to see a whole lot more!

So...get your engines ready! The Clue Sheet will show you where you need to go. There's also a mystery to solve. Look out for me along the way—I have clues for you. Have fun!

INSTRUCTION SHEET

You will need


- The Great Valley Rally Clue and Instruction Sheets*
- Pen/pencil
- Swan Valley Food and Wine Trail Map*
- A road directory (not essential)
- Something to lean on
- Your thinking caps!

*Available from the Swan Valley and Eastern Region Visitor Centre or download from www.swanvalley.com.au

- A rally is kind of like a treasure hunt in a car. In this rally you will start and end at the Swan Valley and Eastern Region Visitor Centre (Visitor Centre), but you'll have no idea where the journey is going to take you in between until you read the Clue Sheet. It's a real adventure!
- Check-in at the information desk at the Visitor Centre. Collect your free Swan Valley Map and the Clue Sheet if you haven't already downloaded copies from the web.
- The cryptic (tricky) directions on the Clue Sheet will help you find your way along a specific route through the scenic Swan Valley. Use it in conjunction with the Swan Valley Map.
- Along the way there will be plenty of stops at interesting places for you to get out and have a look around. You'll discover all sorts of things! There will also be challenges for the family, so keep your thinking caps on.
- As you drive along everyone has a job to do. Little kids need to look out the window for 'landmarks'. (One of the older kids or adults will tell you what these are.) Seeing landmarks helps the family know that you are driving in the right direction.



- Older kids can help by reading the Clue Sheet and looking out for landmarks. Their most important job is to read out what I say in the speech bubbles along the way. I'll tell you all sorts of cool stuff that'll make your trip more interesting.

- ★ Along the way you will discover nine checkpoints. Each checkpoint has a picture like this.  Everyone can get out of the car and look for me. On my picture are some letters. Copy the letters onto the back of this sheet, without leaving any gaps between the letters. They won't make much sense at first but once you've visited every check point and have all the letters down in the right order, they will spell out a mystery riddle!

- You have to go to the checkpoints in the right order in order to solve the mystery.
- When you have reached the last checkpoint and have solved the secret message, take this sheet into the Visitor Centre to collect your winner's certificate.

THIRD

Did you know that the Black Swan is the official state emblem of WA? I'm also on the Western Australian flag and coat of arms too! The first recorded European sighting of black swans was made in 1697 when the famous Dutch explorer Willem de Vlamingh sailed into and named the Swan River on the Western coast of New Holland. (New Holland is what Australia used to be called).



Very important!

Estimated time to complete

3 hours

3 hours

Planning your day

I recommend that you make a day of it! The City of Swan has some great family picnic destinations. Why not get a group of families together to do the Rally? Afterwards meet up for a group picnic.

Here are some of my favourite places:

Fish Market Reserve (Guildford map GA3)

Kings Meadows (Guildford map GB8)

Stirling Square (Guildford map GF4 toilets)


Maali Bridge and Park (Swan Valley map G10)

Lilac Hill Park (Swan Valley map D20)


All Saints Church (Swan Valley map G5)

Whiteman Park (Swan Valley map B11, toilets)

Note: There are lots of stops along the way where children have the opportunity to get out, search for answers for the Clue Sheet and stretch their legs. Many of the stopping spots are very picturesque. Feel free to stay a bit longer at each stop to look around and explore.



★ ★ ★ Tips




- Latest recommended departure time is 12.00noon. (The Visitor Centre closes at 4.00pm.)
- The Valley Rally can be done every day of the year.
- The Valley Rally is not a race! You can take as much time as you need to complete. If you don't finish it today, you can always come back and finish on another day. Remember, all families who have a go at completing the Great Valley Rally will be awarded a winner's certificate.
- Public toilets are located at the Visitor Centre and at a couple of the Rally stops where indicated on the Clue Sheet.
- Dogs on leads welcome.
- Bring some insect repellent just in case.



STIRLING'S SECRET MESSAGE

Your family name _____



EVALUATION QUESTIONS (Circle your answers)

How did you find out about the Great Valley Rally? Friends or family, school, internet, local newspaper, Visitor Centre, brochure, other _____

On a scale of 1 to 10 how much did your family enjoy the Valley Rally?

(no fun) 1 2 3 4 5 6 7 8 9 10 (really terrific)

Would you recommend the Swan Valley to other families. YES / NO

If no, why not? _____

Would you come back to the Valley to spend more time with your family on another occasion during the next 12 months? YES / NO

For more information about family-friendly places in the Swan Valley check out www.swanvalley.com.au